




JANUS

Providing Passenger Safety that is Second to None

200W



200W

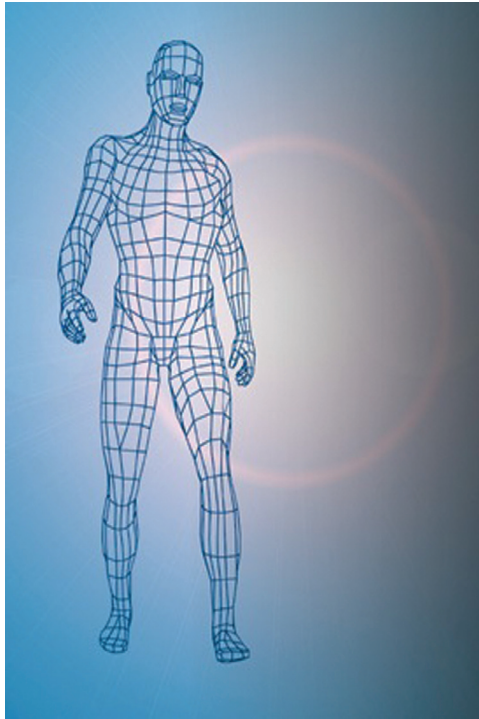
The 200W is the edge for you with a NEMA4 rating and a five year guarantee.

The 200W from Janus Elevator Products protects your passengers by setting up a light curtain. This safety edge offers you a IP65/NEMA 4 water and dust resistant edge at a competitive price. Suitable for dynamic or static installations, this unit is a good choice for quick and easy installation. With no on-site adjustments or special cables required.

Features & Benefits


- 5 year Warranty against water damage
- 200W units are suitable for both side-opening or center-opening doors
- IP65/NEMA 4 water and dust resistant
- Maximum protection with cross beams active in the critical zone just prior to door closure
- No on-site adjustment required
- No special cables required
- Immune to interference from reflection or sunlight
- SMT electronics with proven technology and reliability
- Easy installation without need to expose componentry
- High impact vandal resistant materials
- Fully tested and in compliance with all International Standards

200W




Specifications

- 32 diodes 212 criss-crossing beams
- 13 feet Maximum Door Opening
- 0 Minimum Door Opening
- 72.0" Level of Highest Beam
- 0.98" Level of Lowest Beam
- Maximum response time 70mS
- Mounting brackets included



centre opening

CENTER OPENING



side opening

SIDE OPENING



Power Supply Options

- Rated Voltage 100 / 240vac
- Output Voltage 12vdc regulated and short circuit protected
- Contact Type single pole change over, voltage free
- Contact rating 5A/240vac or 5A/30vdc



125 Ricefield Lane
Hauppauge, NY 11788
Phone: 631 864-3699 • 800 527-9156
Website: www.januselevator.com
E-mail: sales@januselevator.com

JANUS A HALMA COMPANY

