




Providing Passenger Safety that is Second to None

D200 / D200SL



#### **D200 & D200SL**

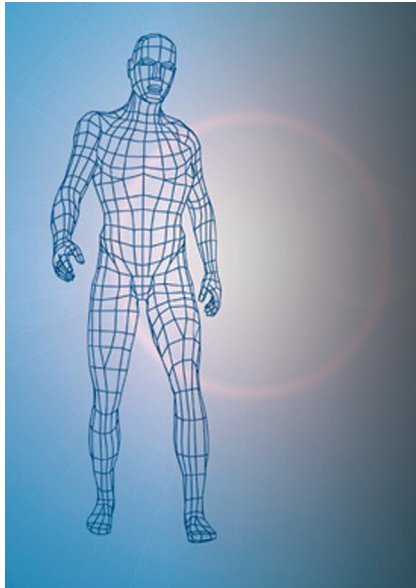
*The D200 & D200SL is the edge for you with a NEMA4 rating.*

The D200 and the D200SL from Janus Elevator Products protects your passengers by setting up maximum protection with cross beams active in the critical zone just prior to door closure. Suitable for dynamic or static installations, this unit is a good choice for quick and easy installation. With no on-site adjustments or special cables required.

#### **Features & Benefits**

- 100% SMT electronics
- D200 standard units are suitable for both side-opening or center-opening doors
- No on-site adjustment required
- No special cables required
- Immune to interference from reflection or sunlight
- Easy installation without need to expose componentry
- High impact vandal resistant materials
- Fully tested and in compliance with all International Standards
- IP65/NEMA 4 water and dust resistant

# D200 / D200SL




## Specifications

- 32 diodes 212 criss-crossing beams
- 13 feet Maximum Door Opening
- 0 Minimum Door Opening
- 72.0" Level of Highest Beam
- 0.98" Level of Lowest Beam
- Maximum response time 70mS
- Standard Measures:  
1 9/16" W x 1 1/2" D x 6' 6 3/4" H
- Slimline Measures:  
3/8" W x 1 1/2" D x 6' 6 3/4" H
- Mounting brackets included




SLIMLINE CENTER OPENING



centre opening

STANDARD CENTER OPENING



side opening

STANDARD SIDE OPENING



## Power Supply Options

- Rated Voltage 100 / 240vac
- Output Voltage 12vdc regulated and short circuit protected
- Contact Type single pole change over, voltage free
- Contact rating 5A/240vac or 5A/30vdc



125 Ricefield Lane  
Hauppauge, NY 11788  
Phone: 631 864-3699 • 800 527-9156  
Website: [www.januselevator.com](http://www.januselevator.com)  
E-mail: [sales@januselevator.com](mailto:sales@januselevator.com)

JANUS A HALMA COMPANY

